



Scoring Your Paper SAT Practice Test #5

Congratulations on completing an SAT[®] practice test. To score your test, follow the instructions in this guide.

IMPORTANT: This scoring guide is for students who completed the paper version of this digital SAT practice test.

| | | |
|--|----------------------------|--------------------------|
| 1 Total Score 400–1600 Scale | Total Score | |
| 2 Section Scores 200–800 Scale | Reading and Writing | Math |
| | Modules 1 & 2 | Modules 1 & 2 |

Scores Overview

Each assessment in the digital SAT Suite (SAT, PSAT/NMSQT[®], PSAT[™] 10, and PSAT[™] 8/9) reports test scores on a common scale.

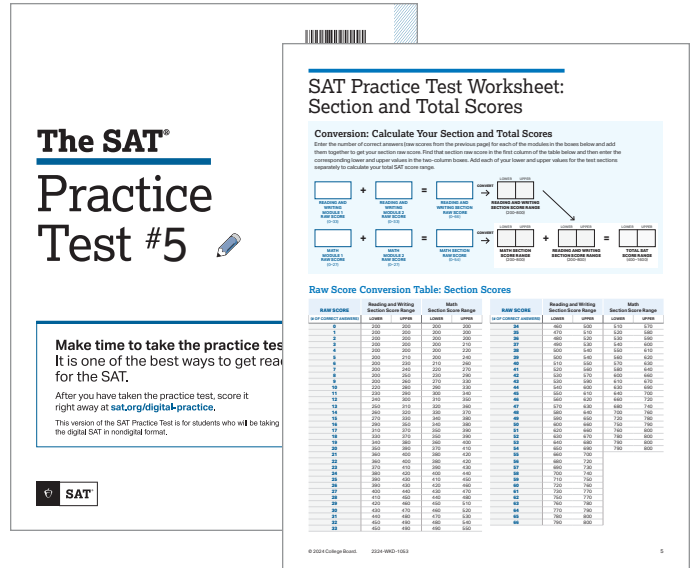
For more details about scores, visit sat.org/scores.

How to Calculate Your Practice Test Scores

The worksheets on pages 4 and 5 help you calculate your test scores.

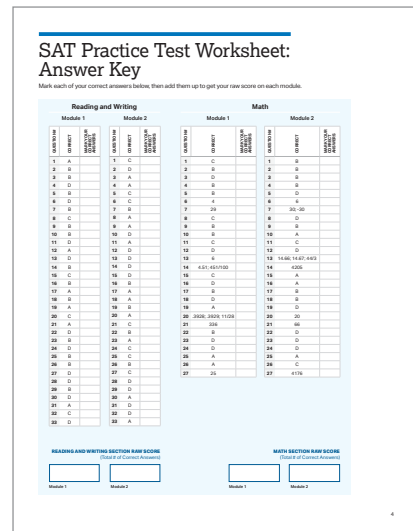
GET SET UP

- 1 In addition to your practice test, you'll need the answer key and conversion table at the end of this guide.



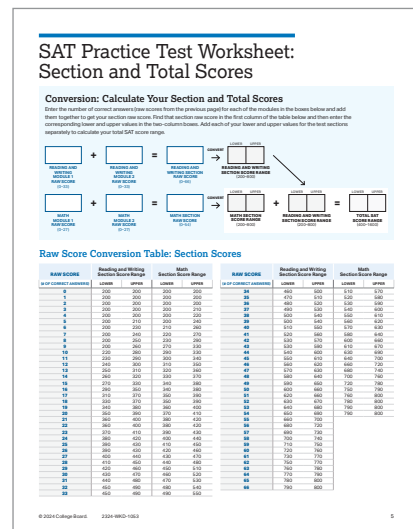
SCORE YOUR PRACTICE TEST

- 2 Compare your answers to the answer key on page 4, and count up the total number of correct answers for each section. Write the number of correct answers for each section in the answer key at the bottom of that section.



CALCULATE YOUR SCORES

- 3 Using your marked-up answer key and the conversion table, follow the directions on page 5 to get your section and total scores.



Get Section and Total Scores

Section and total scores for the paper version of this digital SAT practice test are expressed as ranges. That's because the scoring method described in this guide is a simplified (and therefore slightly less precise) version of the one used in the actual test.

To obtain your Reading and Writing and Math section scores, use the provided answer key to determine the number of questions you answered correctly in each section. These numbers constitute your raw scores for the two sections. Use the provided table to convert your raw score for each section into a scaled score range consisting of a lower and upper value. Add the two lower values together and the two upper values together to obtain your total score range.

GET YOUR READING AND WRITING SECTION SCORE

Calculate your SAT Reading and Writing section score (it's on a scale of 200–800).

- 1 Use the answer key on page 4 to find the number of questions in module 1 and module 2 that you answered correctly.
- 2 To determine your Reading and Writing raw score, add the number of correct answers you got in module 1 and module 2.
- 3 Use the Raw Score Conversion Table: Section Scores on page 5 to turn your raw score into your Reading and Writing section score.
- 4 The lower and upper values associated with your raw score establish the range of scores you might expect to receive had this been an actual test.

GET YOUR MATH SECTION SCORE

Calculate your SAT Math section score (it's on a scale of 200–800).

- 1 Use the answer key on page 4 to find the number of questions in module 1 and module 2 that you answered correctly.
- 2 To determine your Math raw score, add the number of correct answers you got in module 1 and module 2.
- 3 Use the Raw Score Conversion Table: Section Scores on page 5 to turn your raw score into your Math section score.
- 4 The lower and upper values associated with your raw score establish the range of scores you might expect to receive had this been an actual test.

GET YOUR TOTAL SCORE

Add together the lower values for the Reading and Writing and Math sections, and then add together the upper values for the two sections. The result is your total score, expressed as a range, for this SAT practice test. The total score is on a scale of 400–1600.

| | | |
|-----------------------------------|---------------------|---------------|
| 1 Total Score 400–1600 Scale | Total Score | |
| 2 Section Scores 200–800 Scale | Reading and Writing | Math |
| | Modules 1 & 2 | Modules 1 & 2 |

Your total score on this SAT practice test is the sum of your Reading and Writing section score and your Math section score. On this paper version of the digital SAT practice test, you'll receive a lower and upper score for each test section and the total score. This is the range of scores that you might expect to receive.



Use the worksheets on pages 4 and 5 to calculate your section and total scores.

SAT Practice Test Worksheet: Answer Key

Mark each of your correct answers below, then add them up to get your raw score on each module.

Reading and Writing

Module 1

| QUESTION # | CORRECT | MARK YOUR CORRECT ANSWERS |
|------------|---------|---------------------------|
| 1 | A | |
| 2 | B | |
| 3 | B | |
| 4 | D | |
| 5 | B | |
| 6 | D | |
| 7 | B | |
| 8 | C | |
| 9 | B | |
| 10 | B | |
| 11 | D | |
| 12 | A | |
| 13 | D | |
| 14 | B | |
| 15 | C | |
| 16 | B | |
| 17 | A | |
| 18 | B | |
| 19 | A | |
| 20 | C | |
| 21 | A | |
| 22 | D | |
| 23 | B | |
| 24 | D | |
| 25 | B | |
| 26 | B | |
| 27 | D | |
| 28 | D | |
| 29 | B | |
| 30 | D | |
| 31 | A | |
| 32 | C | |
| 33 | D | |

Module 2

| QUESTION # | CORRECT | MARK YOUR CORRECT ANSWERS |
|------------|---------|---------------------------|
| 1 | C | |
| 2 | D | |
| 3 | A | |
| 4 | A | |
| 5 | C | |
| 6 | C | |
| 7 | B | |
| 8 | A | |
| 9 | A | |
| 10 | D | |
| 11 | A | |
| 12 | D | |
| 13 | D | |
| 14 | D | |
| 15 | D | |
| 16 | B | |
| 17 | A | |
| 18 | A | |
| 19 | B | |
| 20 | A | |
| 21 | C | |
| 22 | B | |
| 23 | A | |
| 24 | C | |
| 25 | C | |
| 26 | B | |
| 27 | C | |
| 28 | D | |
| 29 | D | |
| 30 | A | |
| 31 | D | |
| 32 | D | |
| 33 | A | |

Math

Module 1

| QUESTION # | CORRECT | MARK YOUR CORRECT ANSWERS |
|------------|---------------------|---------------------------|
| 1 | C | |
| 2 | B | |
| 3 | D | |
| 4 | B | |
| 5 | B | |
| 6 | 4 | |
| 7 | 29 | |
| 8 | C | |
| 9 | B | |
| 10 | B | |
| 11 | C | |
| 12 | D | |
| 13 | 6 | |
| 14 | 4.51; 451/100 | |
| 15 | C | |
| 16 | D | |
| 17 | B | |
| 18 | D | |
| 19 | A | |
| 20 | .3928; .3929; 11/28 | |
| 21 | 336 | |
| 22 | B | |
| 23 | D | |
| 24 | D | |
| 25 | A | |
| 26 | A | |
| 27 | 25 | |

Module 2

| QUESTION # | CORRECT | MARK YOUR CORRECT ANSWERS |
|------------|--------------------|---------------------------|
| 1 | B | |
| 2 | B | |
| 3 | B | |
| 4 | B | |
| 5 | D | |
| 6 | 6 | |
| 7 | 30; -30 | |
| 8 | D | |
| 9 | B | |
| 10 | A | |
| 11 | C | |
| 12 | D | |
| 13 | 14.66; 14.67; 44/3 | |
| 14 | 4205 | |
| 15 | A | |
| 16 | A | |
| 17 | B | |
| 18 | B | |
| 19 | D | |
| 20 | 20 | |
| 21 | 66 | |
| 22 | D | |
| 23 | D | |
| 24 | D | |
| 25 | A | |
| 26 | C | |
| 27 | 4176 | |

READING AND WRITING SECTION RAW SCORE
(Total # of Correct Answers)

Module 1

Module 2

MATH SECTION RAW SCORE
(Total # of Correct Answers)

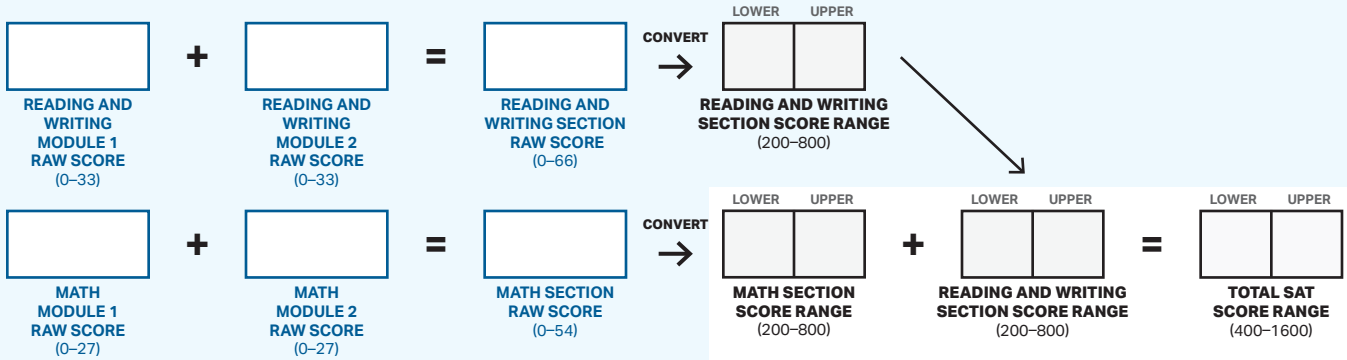
Module 1

Module 2

SAT Practice Test Worksheet: Section and Total Scores

Conversion: Calculate Your Section and Total Scores

Enter the number of correct answers (raw scores from the previous page) for each of the modules in the boxes below and add them together to get your section raw score. Find that section raw score in the first column of the table below and then enter the corresponding lower and upper values in the two-column boxes. Add each of your lower and upper values for the test sections separately to calculate your total SAT score range.



Raw Score Conversion Table: Section Scores

| RAW SCORE (# OF CORRECT ANSWERS) | Reading and Writing Section Score Range | | Math Section Score Range | | RAW SCORE (# OF CORRECT ANSWERS) | Reading and Writing Section Score Range | | Math Section Score Range | |
|-------------------------------------|--|-------|-----------------------------|-------|-------------------------------------|--|-------|-----------------------------|-------|
| | LOWER | UPPER | LOWER | UPPER | | LOWER | UPPER | LOWER | UPPER |
| 0 | 200 | 200 | 200 | 200 | 34 | 460 | 500 | 510 | 570 |
| 1 | 200 | 200 | 200 | 200 | 35 | 470 | 510 | 520 | 580 |
| 2 | 200 | 200 | 200 | 200 | 36 | 480 | 520 | 530 | 590 |
| 3 | 200 | 200 | 200 | 210 | 37 | 490 | 530 | 540 | 600 |
| 4 | 200 | 200 | 200 | 220 | 38 | 500 | 540 | 550 | 610 |
| 5 | 200 | 210 | 200 | 240 | 39 | 500 | 540 | 560 | 620 |
| 6 | 200 | 230 | 210 | 260 | 40 | 510 | 550 | 570 | 630 |
| 7 | 200 | 240 | 220 | 270 | 41 | 520 | 560 | 580 | 640 |
| 8 | 200 | 250 | 230 | 290 | 42 | 530 | 570 | 600 | 660 |
| 9 | 200 | 260 | 270 | 330 | 43 | 530 | 590 | 610 | 670 |
| 10 | 220 | 280 | 290 | 330 | 44 | 540 | 600 | 630 | 690 |
| 11 | 230 | 290 | 300 | 340 | 45 | 550 | 610 | 640 | 700 |
| 12 | 240 | 300 | 310 | 350 | 46 | 560 | 620 | 660 | 720 |
| 13 | 250 | 310 | 320 | 360 | 47 | 570 | 630 | 680 | 740 |
| 14 | 260 | 320 | 330 | 370 | 48 | 580 | 640 | 700 | 760 |
| 15 | 270 | 330 | 340 | 380 | 49 | 590 | 650 | 720 | 780 |
| 16 | 290 | 350 | 340 | 380 | 50 | 600 | 660 | 750 | 790 |
| 17 | 310 | 370 | 350 | 390 | 51 | 620 | 660 | 760 | 800 |
| 18 | 330 | 370 | 350 | 390 | 52 | 630 | 670 | 780 | 800 |
| 19 | 340 | 380 | 360 | 400 | 53 | 640 | 680 | 790 | 800 |
| 20 | 350 | 390 | 370 | 410 | 54 | 650 | 690 | 790 | 800 |
| 21 | 360 | 400 | 380 | 420 | 55 | 660 | 700 | | |
| 22 | 360 | 400 | 380 | 420 | 56 | 680 | 720 | | |
| 23 | 370 | 410 | 390 | 430 | 57 | 690 | 730 | | |
| 24 | 380 | 420 | 400 | 440 | 58 | 700 | 740 | | |
| 25 | 390 | 430 | 410 | 450 | 59 | 710 | 750 | | |
| 26 | 390 | 430 | 420 | 460 | 60 | 720 | 760 | | |
| 27 | 400 | 440 | 430 | 470 | 61 | 730 | 770 | | |
| 28 | 410 | 450 | 440 | 480 | 62 | 750 | 770 | | |
| 29 | 420 | 460 | 450 | 510 | 63 | 760 | 780 | | |
| 30 | 430 | 470 | 460 | 520 | 64 | 770 | 790 | | |
| 31 | 440 | 480 | 470 | 530 | 65 | 780 | 800 | | |
| 32 | 450 | 490 | 480 | 540 | 66 | 790 | 800 | | |
| 33 | 450 | 490 | 490 | 550 | | | | | |