



Scoring Your Paper SAT Practice Test #6

Congratulations on completing an SAT® practice test. To score your test, follow the instructions in this guide.

IMPORTANT: This scoring guide is for students who completed the paper version of this digital SAT practice test.

1 Total Score 400–1600 Scale	Total Score	
2 Section Scores 200–800 Scale	Reading and Writing	Math
	Modules 1 & 2	Modules 1 & 2

Scores Overview

Each assessment in the digital SAT Suite (SAT, PSAT/NMSQT®, PSAT™ 10, and PSAT™ 8/9) reports test scores on a common scale.

For more details about scores, visit sat.org/scores.

How to Calculate Your Practice Test Scores

The worksheets on pages 4 and 5 help you calculate your test scores.


GET SET UP

- 1 In addition to your practice test, you'll need the answer key and conversion table at the end of this guide.

The SAT® Practice Test #6

Make time to take the practice test. It is one of the best ways to get ready for the SAT.

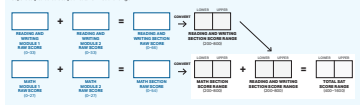
After you have taken the practice test, score it right away at sat.org/digital-practice.
This version of the SAT Practice Test is for students who will be taking the digital SAT in nonrigid format.



SAT Practice Test Worksheet: Section and Total Scores

Conversion: Calculate Your Section and Total Scores

Enter the number of correct answers (raw scores) from the previous pages for each of the modules in the boxes below and add them together to get your section raw scores. Find that section raw score in the first column of the table below and then enter the corresponding lower and upper values in the two columns below. Add each of your lower and upper values for the test sections separately to calculate your total SAT score range.



Raw Score Conversion Table: Section Scores

RAW SCORE (# OF CORRECT ANSWERS)	Reading and Writing Section Score Range		Math Section Score Range		RAW SCORE (# OF CORRECT ANSWERS)	Reading and Writing Section Score Range		Math Section Score Range	
	Lower	Upper	Lower	Upper		Lower	Upper	Lower	Upper
1	200	200	200	200	1	400	400	400	400
2	200	200	200	200	2	400	400	400	400
3	200	200	200	200	3	400	400	400	400
4	200	200	200	200	4	400	400	400	400
5	200	200	200	200	5	400	400	400	400
6	200	200	200	200	6	400	400	400	400
7	200	200	200	200	7	400	400	400	400
8	200	200	200	200	8	400	400	400	400
9	200	200	200	200	9	400	400	400	400
10	200	200	200	200	10	400	400	400	400
11	200	200	200	200	11	400	400	400	400
12	200	200	200	200	12	400	400	400	400
13	200	200	200	200	13	400	400	400	400
14	200	200	200	200	14	400	400	400	400
15	200	200	200	200	15	400	400	400	400
16	200	200	200	200	16	400	400	400	400
17	200	200	200	200	17	400	400	400	400
18	200	200	200	200	18	400	400	400	400
19	200	200	200	200	19	400	400	400	400
20	200	200	200	200	20	400	400	400	400
21	200	200	200	200	21	400	400	400	400
22	200	200	200	200	22	400	400	400	400
23	200	200	200	200	23	400	400	400	400
24	200	200	200	200	24	400	400	400	400
25	200	200	200	200	25	400	400	400	400
26	200	200	200	200	26	400	400	400	400
27	200	200	200	200	27	400	400	400	400
28	200	200	200	200	28	400	400	400	400
29	200	200	200	200	29	400	400	400	400
30	200	200	200	200	30	400	400	400	400

© 2024 College Board. 2524-WWD-1054

SCORE YOUR PRACTICE TEST

- 2 Compare your answers to the answer key on page 4, and count up the total number of correct answers for each section. Write the number of correct answers for each section in the answer key at the bottom of that section.

SAT Practice Test Worksheet: Answer Key

Mark each of your correct answers below, then add them up to get your raw score on each module.

Reading and Writing						Math					
Module 1			Module 2			Module 1			Module 2		
1-10	11-20	21-30	1-10	11-20	21-30	1-10	11-20	21-30	1-10	11-20	21-30
1. D			1. A			1. B			1. B		
2. B			2. D			2. D			2. A		
3. B			3. C			3. C			3. B		
4. D			4. B			4. D			4. A		
5. D			5. A			5. A			5. B		
6. A			6. C			6. D			6. B		
7. D			7. C			7. D			7. C		
8. B			8. C			8. D			8. B		
9. D			9. C			9. A			9. A		
10. D			10. C			10. B			10. A		
11. A			11. C			11. D			11. D		
12. A			12. C			12. C			12. C		
13. A			13. C			13. B			13. C		
14. C			14. D			14. 3, 4, 10, 12			14. A		
15. D			15. B			15. A			15. B		
16. D			16. B			16. C			16. A		
17. D			17. B			17. D			17. D		
18. B			18. D			18. D			18. B		
19. A			19. D			19. D			19. A		
20. C			20. A			20. 1690, 1714			20. 2016, 2017, 2024		
21. D			21. C			21. 21			21. 107		
22. D			22. C			22. D			22. B		
23. D			23. A			23. C			23. D		
24. C			24. A			24. C			24. B		
25. D			25. B			25. D			25. A		
26. D			26. B			26. D			26. A		
27. D			27. A			27. 14			27. -08		
28. C			28. A								
29. C			29. D								
30. B			30. C								
31. A			31. D								
32. B			32. C								
33. C			33. C								

READING AND WRITING SECTION RAW SCORES
(Sum of Correct Answers)

Module 1:

Module 2:

MATH SECTION RAW SCORES
(Sum of Correct Answers)

Module 1:

Module 2:

4

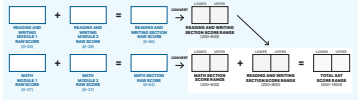
CALCULATE YOUR SCORES

- 3 Using your marked-up answer key and the conversion table, follow the directions on page 5 to get your section and total scores.

SAT Practice Test Worksheet: Section and Total Scores

Conversion: Calculate Your Section and Total Scores

Enter the number of correct answers (raw scores) from the previous pages for each of the modules in the boxes below and add them together to get your section raw scores. Find that section raw score in the first column of the table below and then enter the corresponding lower and upper values in the two columns below. Add each of your lower and upper values for the test sections separately to calculate your total SAT score range.



Raw Score Conversion Table: Section Scores

RAW SCORE (# OF CORRECT ANSWERS)	Reading and Writing Section Score Range		Math Section Score Range		RAW SCORE (# OF CORRECT ANSWERS)	Reading and Writing Section Score Range		Math Section Score Range	
	Lower	Upper	Lower	Upper		Lower	Upper	Lower	Upper
1	200	200	200	200	1	400	400	400	400
2	200	200	200	200	2	400	400	400	400
3	200	200	200	200	3	400	400	400	400
4	200	200	200	200	4	400	400	400	400
5	200	200	200	200	5	400	400	400	400
6	200	200	200	200	6	400	400	400	400
7	200	200	200	200	7	400	400	400	400
8	200	200	200	200	8	400	400	400	400
9	200	200	200	200	9	400	400	400	400
10	200	200	200	200	10	400	400	400	400
11	200	200	200	200	11	400	400	400	400
12	200	200	200	200	12	400	400	400	400
13	200	200	200	200	13	400	400	400	400
14	200	200	200	200	14	400	400	400	400
15	200	200	200	200	15	400	400	400	400
16	200	200	200	200	16	400	400	400	400
17	200	200	200	200	17	400	400	400	400
18	200	200	200	200	18	400	400	400	400
19	200	200	200	200	19	400	400	400	400
20	200	200	200	200	20	400	400	400	400
21	200	200	200	200	21	400	400	400	400
22	200	200	200	200	22	400	400	400	400
23	200	200	200	200	23	400	400	400	400
24	200	200	200	200	24	400	400	400	400
25	200	200	200	200	25	400	400	400	400
26	200	200	200	200	26	400	400	400	400
27	200	200	200	200	27	400	400	400	400
28	200	200	200	200	28	400	400	400	400
29	200	200	200	200	29	400	400	400	400
30	200	200	200	200	30	400	400	400	400

© 2024 College Board. 2524-WWD-1054

Get Section and Total Scores

Section and total scores for the paper version of this digital SAT practice test are expressed as ranges. That's because the scoring method described in this guide is a simplified (and therefore slightly less precise) version of the one used in the actual test.

To obtain your Reading and Writing and Math section scores, use the provided answer key to determine the number of questions you answered correctly in each section. These numbers constitute your raw scores for the two sections. Use the provided table to convert your raw score for each section into a scaled score range consisting of a lower and upper value. Add the two lower values together and the two upper values together to obtain your total score range.

GET YOUR READING AND WRITING SECTION SCORE

Calculate your SAT Reading and Writing section score (it's on a scale of 200–800).

- 1 Use the answer key on page 4 to find the number of questions in module 1 and module 2 that you answered correctly.
- 2 To determine your Reading and Writing raw score, add the number of correct answers you got in module 1 and module 2.
- 3 Use the Raw Score Conversion Table: Section Scores on page 5 to turn your raw score into your Reading and Writing section score.
- 4 The lower and upper values associated with your raw score establish the range of scores you might expect to receive had this been an actual test.

GET YOUR MATH SECTION SCORE

Calculate your SAT Math section score (it's on a scale of 200–800).

- 1 Use the answer key on page 4 to find the number of questions in module 1 and module 2 that you answered correctly.
- 2 To determine your Math raw score, add the number of correct answers you got in module 1 and module 2.
- 3 Use the Raw Score Conversion Table: Section Scores on page 5 to turn your raw score into your Math section score.
- 4 The lower and upper values associated with your raw score establish the range of scores you might expect to receive had this been an actual test.

GET YOUR TOTAL SCORE

Add together the lower values for the Reading and Writing and Math sections, and then add together the upper values for the two sections. The result is your total score, expressed as a range, for this SAT practice test. The total score is on a scale of 400–1600.

1 Total Score 400–1600 Scale	Total Score	
2 Section Scores 200–800 Scale	Reading and Writing	Math
	Modules 1 & 2	Modules 1 & 2

Your total score on this SAT practice test is the sum of your Reading and Writing section score and your Math section score. On this paper version of the digital SAT practice test, you'll receive a lower and upper score for each test section and the total score. This is the range of scores that you might expect to receive.



Use the worksheets on pages 4 and 5 to calculate your section and total scores.

SAT Practice Test Worksheet: Answer Key

Mark each of your correct answers below, then add them up to get your raw score on each module.

Reading and Writing

Module 1

QUESTION #	CORRECT	MARK YOUR CORRECT ANSWERS
1	D	
2	B	
3	B	
4	D	
5	D	
6	A	
7	B	
8	B	
9	D	
10	D	
11	A	
12	A	
13	A	
14	C	
15	B	
16	D	
17	D	
18	B	
19	A	
20	C	
21	D	
22	D	
23	D	
24	C	
25	B	
26	D	
27	D	
28	C	
29	C	
30	B	
31	A	
32	B	
33	C	

Module 2

QUESTION #	CORRECT	MARK YOUR CORRECT ANSWERS
1	C	
2	D	
3	C	
4	B	
5	B	
6	C	
7	D	
8	C	
9	C	
10	C	
11	C	
12	C	
13	C	
14	D	
15	D	
16	B	
17	A	
18	D	
19	C	
20	A	
21	A	
22	C	
23	B	
24	A	
25	D	
26	B	
27	D	
28	A	
29	B	
30	C	
31	D	
32	B	
33	C	

Math

Module 1

QUESTION #	CORRECT	MARK YOUR CORRECT ANSWERS
1	A	
2	D	
3	D	
4	D	
5	A	
6	31	
7	11	
8	D	
9	B	
10	B	
11	A	
12	B	
13	.5; 1/2	
14	7.5; 15/2	
15	B	
16	C	
17	D	
18	D	
19	D	
20	189/5; 37.8	
21	-24	
22	D	
23	A	
24	C	
25	D	
26	A	
27	54	

Module 2

QUESTION #	CORRECT	MARK YOUR CORRECT ANSWERS
1	B	
2	A	
3	B	
4	A	
5	B	
6	6	
7	10	
8	B	
9	A	
10	A	
11	D	
12	C	
13	774	
14	5	
15	B	
16	A	
17	D	
18	B	
19	A	
20	.2916; .2917; 7/24	
21	1677	
22	B	
23	A	
24	D	
25	A	
26	A	
27	-28	

READING AND WRITING SECTION RAW SCORE
(Total # of Correct Answers)

Module 1

Module 2

MATH SECTION RAW SCORE
(Total # of Correct Answers)

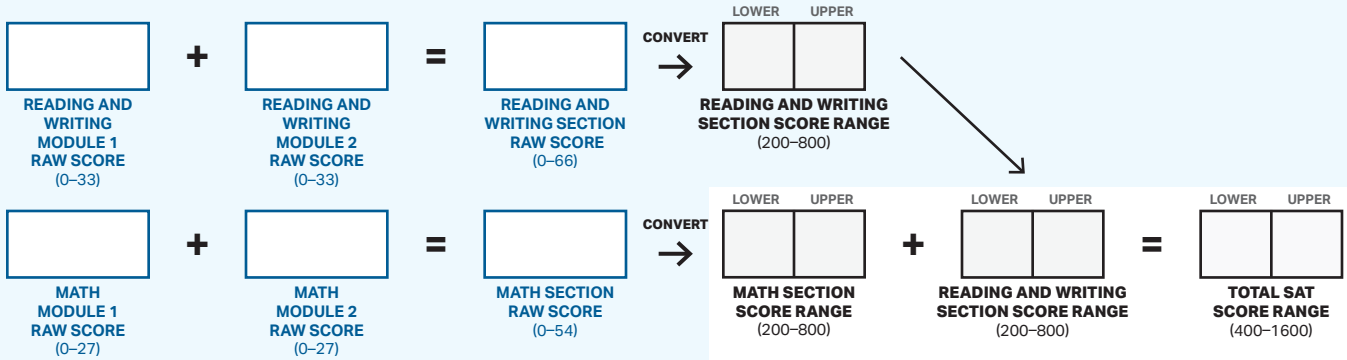
Module 1

Module 2

SAT Practice Test Worksheet: Section and Total Scores

Conversion: Calculate Your Section and Total Scores

Enter the number of correct answers (raw scores from the previous page) for each of the modules in the boxes below and add them together to get your section raw score. Find that section raw score in the first column of the table below and then enter the corresponding lower and upper values in the two-column boxes. Add each of your lower and upper values for the test sections separately to calculate your total SAT score range.



Raw Score Conversion Table: Section Scores

RAW SCORE (# OF CORRECT ANSWERS)	Reading and Writing Section Score Range		Math Section Score Range		RAW SCORE (# OF CORRECT ANSWERS)	Reading and Writing Section Score Range		Math Section Score Range	
	LOWER	UPPER	LOWER	UPPER		LOWER	UPPER	LOWER	UPPER
0	200	200	200	200	34	480	520	510	570
1	200	200	200	200	35	490	530	520	580
2	200	200	200	200	36	500	540	530	590
3	200	200	200	200	37	510	550	540	600
4	200	200	200	200	38	520	560	550	610
5	200	210	200	210	39	530	570	560	620
6	200	230	200	210	40	540	580	570	630
7	200	250	200	230	41	530	590	590	650
8	210	270	220	260	42	550	610	600	660
9	220	280	240	320	43	560	620	610	670
10	230	290	280	340	44	570	630	630	690
11	240	300	300	340	45	580	640	640	700
12	260	320	310	350	46	590	650	660	720
13	270	330	320	360	47	590	650	680	740
14	280	330	330	370	48	600	660	700	760
15	290	350	340	380	49	620	660	720	780
16	310	370	340	380	50	630	670	750	790
17	320	380	350	390	51	640	680	760	800
18	340	380	350	390	52	650	690	780	800
19	350	390	360	400	53	660	700	790	800
20	360	400	370	410	54	670	710	790	800
21	370	410	380	420	55	680	720		
22	380	420	380	420	56	690	730		
23	390	430	390	430	57	700	740		
24	400	440	400	440	58	710	750		
25	400	440	410	450	59	720	760		
26	410	450	420	460	60	720	760		
27	420	460	430	470	61	730	770		
28	430	470	440	500	62	750	770		
29	440	480	450	510	63	760	780		
30	450	490	460	520	64	770	790		
31	460	500	470	530	65	780	800		
32	470	510	480	540	66	790	800		
33	470	510	500	560					